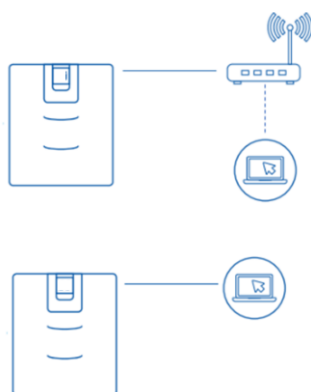


Adroit Update Tool

Quick Guide

1. The Adroit Update Tool program can be used to update the Adroit units' software version. Also, it can easily find the ventilation units connected to the local network and quickly open the Adroit Home user interface to control the unit and view the data.
 - a) Wired (LAN cable) connection between the unit and router. Wired (LAN cable) or wireless (WLAN) connection between the computer and router.
 - b) Wired (LAN cable) connection between the unit and computer.



2. Select language




3. Select the software version for the update and/or search the unit(s)

 Airflow Update Program



Select the software version

Download the latest software version


Download 2.0.22 

Select the software version from the computer

Select 

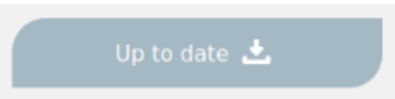
Selected version: 2.0.20

Search for ventilation units

Search 



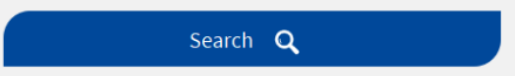
Option 1: Download the latest software version from the Cloud and save it to the computer. The software version that can be downloaded from the Cloud is displayed.



A newer software version is not available from the Cloud. The software version you have is up to date.

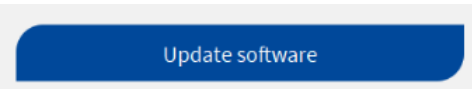
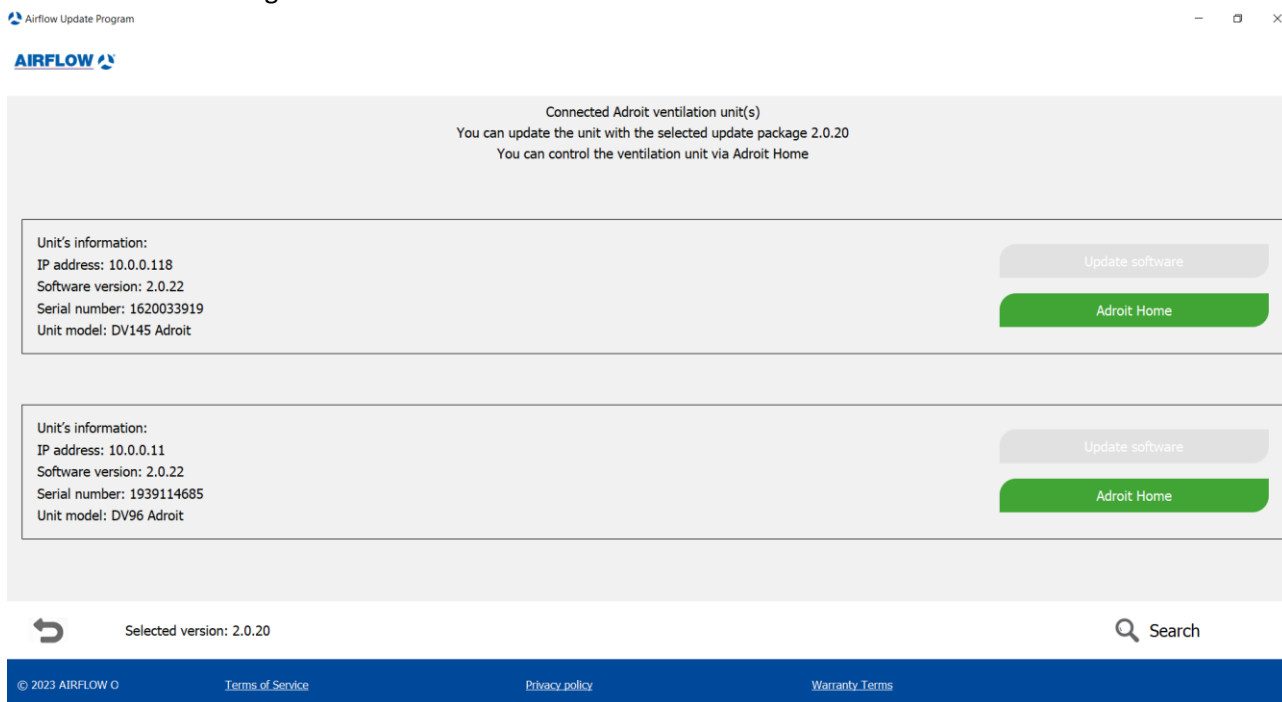


Option 2: Select the software version manually from the computer.

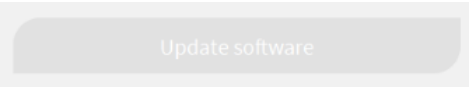


Press Search to find the ventilation units connected to the local network. You can also Search the units without selecting the software version.

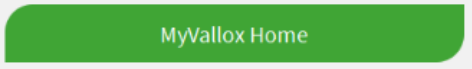
- Finding ventilation units: Click **Search** to find the ventilation units in your local network. You can also look for units without selecting the software version. A list of all connected ventilation units is shown.



Update the ventilation unit with the chosen software version by clicking **Update software**.



The unit already has the same or a newer software version, so an update is not possible. The units can only be updated to newer software versions.



Opens the Adroit Home user interface in the browser.

1. Can I use the Update tool using MAC/Linux/Windows?
The Adroit Update tool program is currently only available for Windows.
2. Do I need admin rights on my computer to use the Adroit Update tool?
You need the admin rights to install the Adroit Update Tool program. You do not need the admin rights when using the program.
3. Do I need an Internet connection to use the Adroit Update tool program?
You need to have an Internet connection when downloading the program or the latest software version from the Cloud.
4. “No units found” text appears when I try to search ventilation units.
 - a. Make sure that your computer is connected to the same network as the ventilation units
 - b. Creating the connection might take a few minutes, depending on the local area network. With software versions 2.0.2 – 2.0.8, creating the connection might take up to 5 minutes. You can update the ventilation unit list by pressing the “Search” button.
 - c. Your computer's firewall might block the ventilation unit search. Check your firewall settings and allowed apps. For example, open the control panel and search “allow an app” to find the firewall settings.
5. “No units found” text appears after successfully updating.
 - a. Processing the update might take longer in some cases. You can update the ventilation unit list by pressing the “Search” button.
6. “Something went wrong while updating. Try again later” text appears when I tried to update the ventilation unit
 - a. The update process failed. Your Windows firewall might block the update process. Check your firewall settings and allowed apps. For example, open the control panel and search “allow an app” to find the firewall settings.
7. Why do I need to give firewall permission for the Adroit Update tool?
 - a. Firewall might block the traffic from the Windows programs to the local network. The update tool needs access to search the ventilation units from the local network. The update tool program can search and find only Adroit ventilation units.
 - b. The update tool sends the software update over the local network to the ventilation unit. Without firewall permissions, the update is not possible.